

BIRLING PARISH COUNCIL – DRAFT CLIMATE CHANGE ACTION PLAN

1. Climate Change – the context for the Parish of Birling

In July 2019 Tonbridge and Malling Borough Council agreed that the Borough would aim to achieve carbon neutrality by 2030 and produced a climate change strategy for 2020 -2030.

Birling Parish Council first reviewed Climate Change Data taken from the Centre for Sustainable Energy using the impact-tool.org.uk at a meeting in January 2022. Footprint information can guide where it is possible to target efforts to reduce emissions and have the greatest impact. Section 2 of this document provides the information available regarding Birling's footprint for carbon emissions.

In January 2020 Birling Parish Council was invited by Ryarsh Primary School to participate in an initiative 'One Step Greener' involving every class within the school. This was an interesting lesson on what the children thought about climate change both from a holistic view and what they could achieve as individuals. The outputs reflected both global issues and individual actions. Global matters included replacing fossil fuels, using renewable power sources including biomass and geothermic power, deforestation, waste pollution in rivers and oceans and less polluting transport alternatives. The individual pledges included walking to school, less waste, recycling, using less water, shorter time in showers and turning off lights.

Climate Change language is confusing and new terms are constantly being introduced. It can also be overwhelming to consider what the Parish and individuals can do to mitigate emissions.

The draft plan of action looks at what Birling Parish Council could influence to assist in addressing climate change, biodiversity and reducing the carbon footprint. Views from residents are sought. **Many of the actions required depend on national, county, borough, and individual actions.** This is why the council wants to have the views of residents about the plan to enact change where possible to reduce the current carbon footprint.

The council accepts that climate change is already happening. Already we are experiencing warmer summers, heavier rainfall, loss of insect life etc. Whilst wanting to try and slow the onset of this given it is already happening and will worsen over the decades, forming a resilience forum could help deal with it. It would also form a grass roots movement putting pressure upwards. Government is being pitifully slow.

Therefore, Birling Parish Council proposes to set up a Climate Change Forum with residents participating, sharing knowledge, and investigating achievable actions.

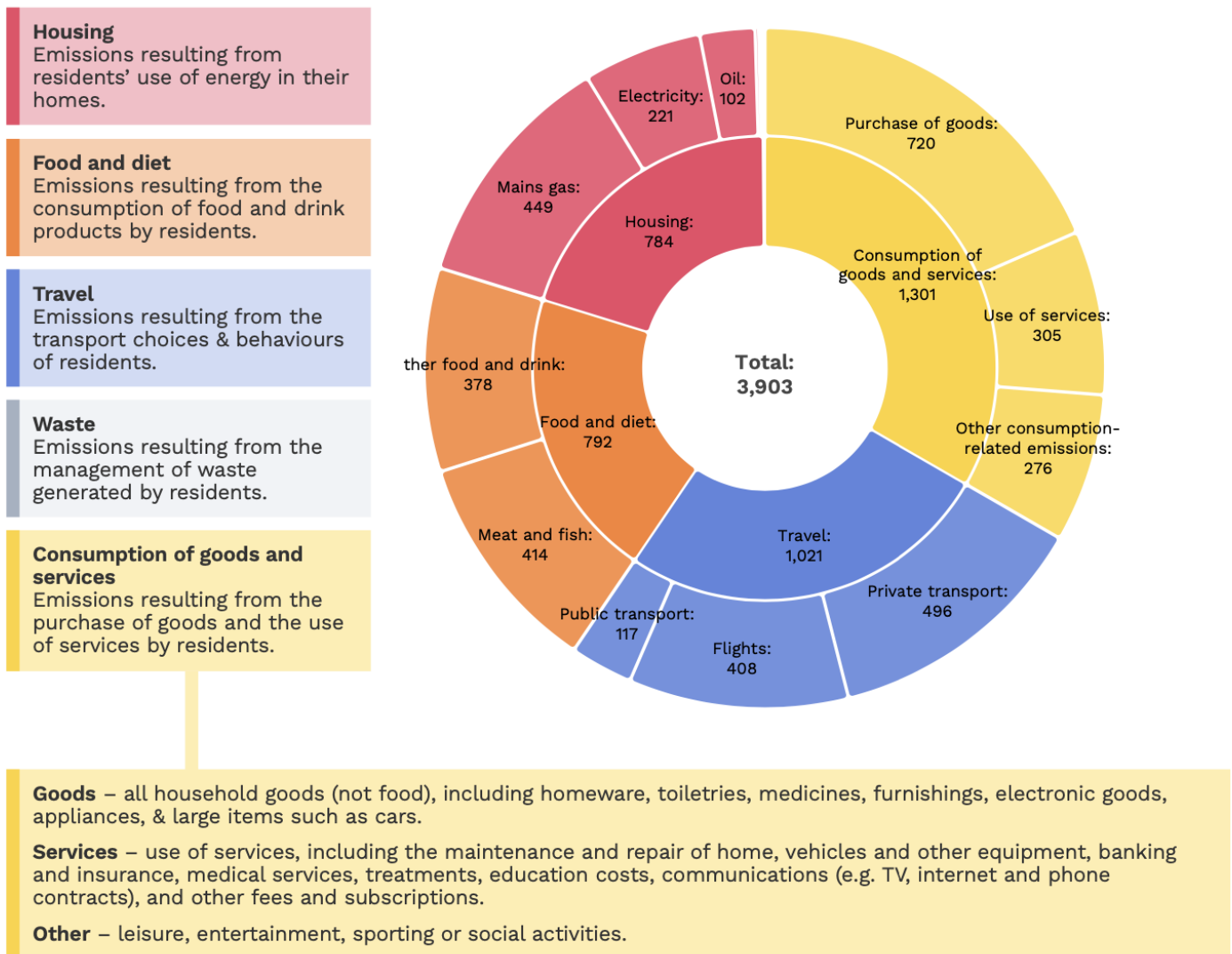
We hope this initiative will be a positive step and will contribute to reducing emissions as acknowledged by our school children so our very small Parish can achieve stepped change to work towards measures to manage climate change.

Jacquie Westwood
Chair Birling Parish Council
July 2023 V2

2. Your Community’s Consumption Footprint

Your whole footprint

This figure shows the annual carbon emissions (measured in tonnes CO₂e²) emitted as a result of the different activities that residents within your parish’s boundary engage in – from heating to eating.



A breakdown of the numbers

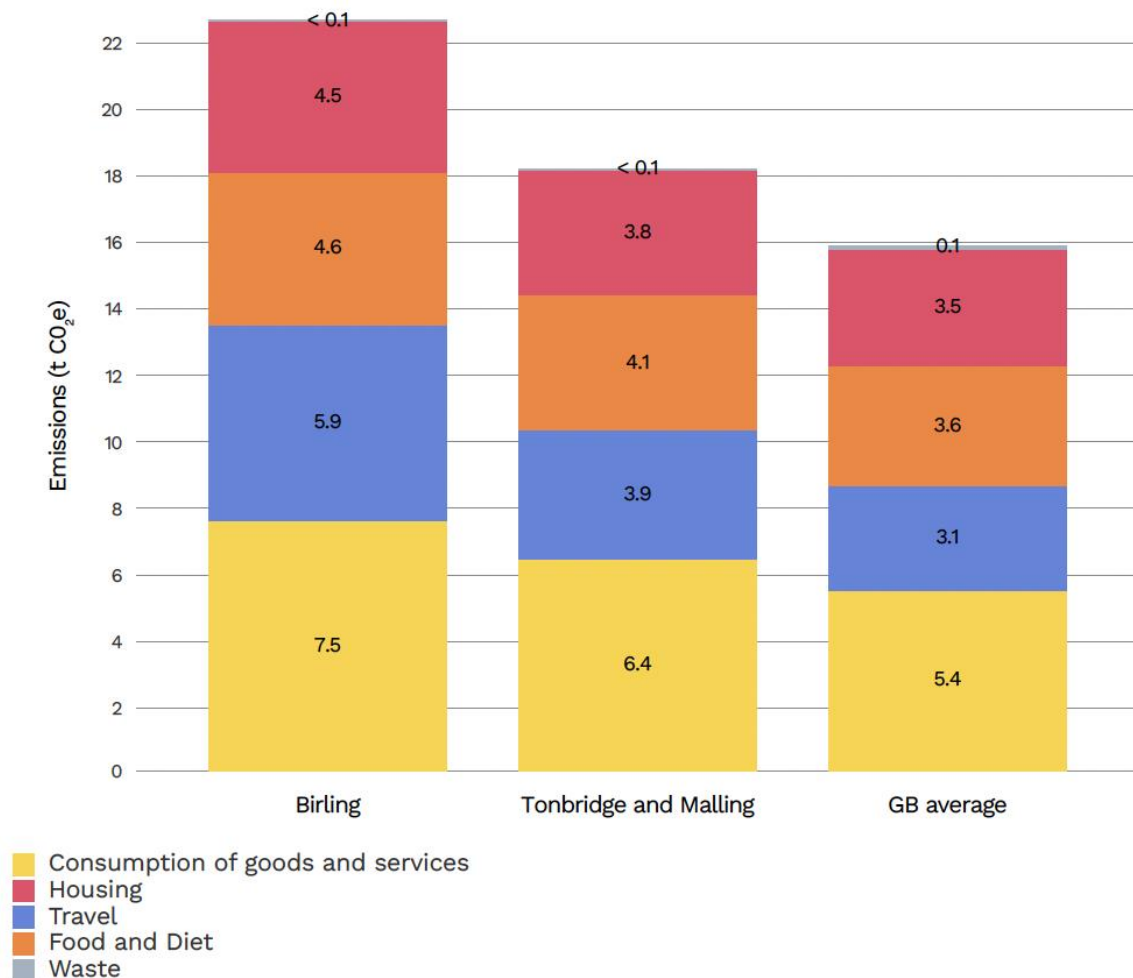
The table below shows your area’s consumption footprint – total estimated emissions and per-household averages – so that you can see a breakdown of the numbers.

BIRLING PARISH COUNCIL – DRAFT CLIMATE CHANGE ACTION PLAN

	Total emissions (t CO ₂ e)	Per-household emissions (t CO ₂ e)	%
Total emissions	3,903	23	100
Consumption of goods and services	1,301	7.5	33
Travel	1,021	5.9	26
Food and diet	792	4.6	20
Housing	784	4.5	20
Waste	6	< 0.1	< 1

How does your area compare?

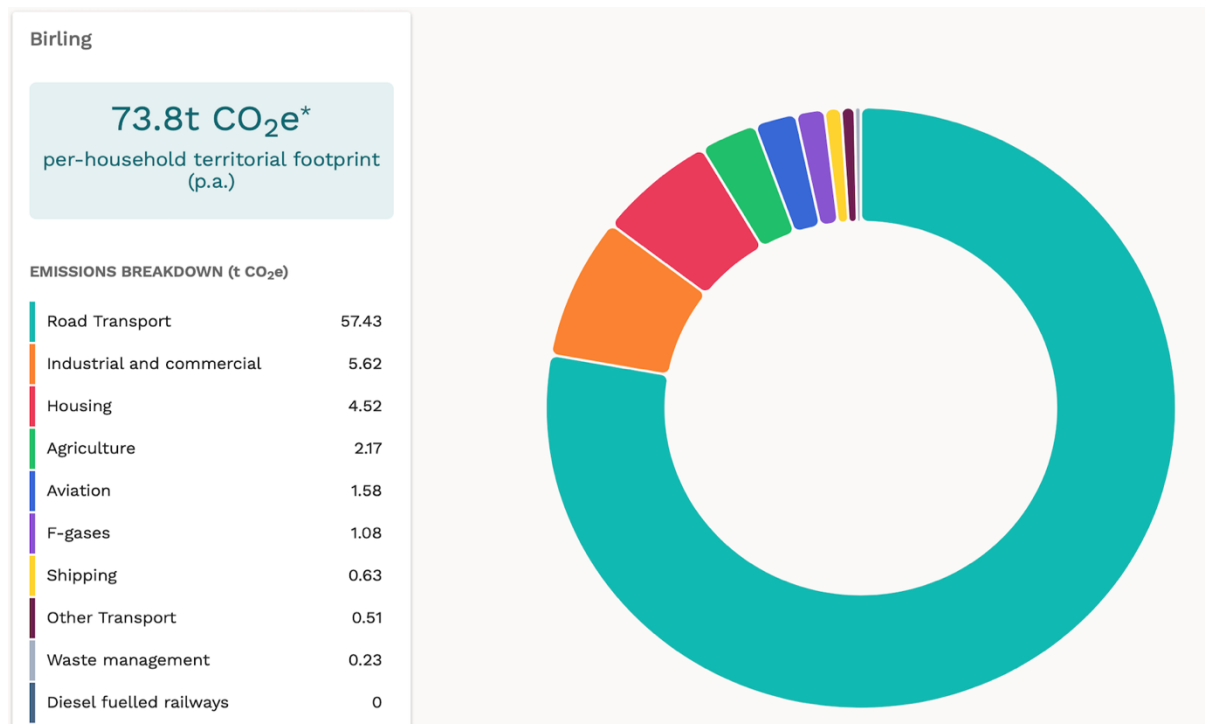
Here is what the average consumption footprint for your area looks like per household, and how this compares with the district average and the national average. Note that these per household footprints are averages. Within a larger (e.g. local authority) area you may have neighbourhoods with very different per household consumption footprints and it will be worth looking at more granular data if you are planning area-specific initiatives or messaging.



BIRLING PARISH COUNCIL – DRAFT CLIMATE CHANGE ACTION PLAN

Territorial Footprints consider the emissions produced within a geographical boundary – such as from heating buildings, transport, industry, agriculture - regardless of whether the residents are engaged in or demand those activities. For example, territorial emissions would include those from all industry, agriculture, and transport activity within the borough. Consumption based emissions, on the other hand, includes emissions from residents' consumption regardless of where the emissions occur, and territorial emissions would be omitted where necessary to avoid double counting. A territorial footprint is largely created by taking national and local authority datasets and cutting these down to the local geography in as accurate a way as possible.

TERRITORIAL FOOTPRINT FOR BIRLING



Territorial footprint represented as %
Road transport 78%
Industrial and Commercial 8%
Housing 6% (mains gas 4% electricity 2%)
Agriculture 3%
Aviation 2%
F gases 1%
Shipping 1%
Others less than 1%

BIRLING PARISH COUNCIL – DRAFT CLIMATE CHANGE ACTION PLAN

Action	Possible Action	Advantages	Blocks
Parish Council	To declare a Climate Change Emergency Support TMBC Climate Change declaration	Demonstrates awareness & actions	
HOUSING Insulate Homes Promote	Raise awareness of grant support available Arrange sharing of experience installation of improved insulation, double glazing etc. I	EPC ratings improved	Cost Difficulty in old buildings
Change from Fossil Fuels Promote	Raise awareness of grant support available National scheme to introduce Hydrogen into gas supplies to reduce carbon emissions. New hydrogen boilers Arrange sharing of experience installation of ground/air source heat pumps, solar energy, wind power etc	Reduced carbon footprint EPC ratings improved	Cost Government action Lack of interest

BIRLING PARISH COUNCIL – DRAFT CLIMATE CHANGE ACTION PLAN

Action	Possible Action	Advantages	Blocks
Reduce travel by air.	Influence improvements in Broadband to reduce need for flights for work related meetings	Reduce travel by air and road	Lack of support
HEALTH & WELLBEING	Behavioural Change	Increase awareness.	Individual Responsibility I
Promote	Life choices to manage increased health implications of climate change.		
Reduction in meat/dairy eating	Publish material about effect on Website	Increase Awareness	Individual Responsibly
Reduce consumption.	Localised swapping of unwanted items Organise event for item swapping / plant sale. Reduce litter & improve recycling. Litter picking initiatives to reduce environmental impact.	Reduce wastage. Reduce wastage and improve biodiversity. Clean village appearance Reducing wildlife harm	Lack of interest Lack of interest
Choices in consumption	Support government initiatives for labelling products with high carbon footprints	Provides information.	No influence on takes up.

BIRLING PARISH COUNCIL – DRAFT CLIMATE CHANGE ACTION PLAN

Action	Possible Action	Advantages	Blocks
CLIMATE CHANGE BIODIVERSITY & WEATHER Land Management	Support actions that increase biodiversity	Reduce carbon emissions.	
	Planting trees/ bulbs in to encourage biodiversity on private / parish land.	Trees contributing to Queens Green Canopy	Estate engagement
	Support Farming initiatives to negate impacts of climate change.	Continue improvements to biodiversity as per previous projects.	
	Share gardening tips that reduce carbon on website	Increasing biodiversity in Individuals gardens	Lack of interest
	Arrange for Ditching in Bull Road to Culvert beyond Birling Park to be dug out to improve water flow & reduce SUDS outfall.	Reduce potential flooding.	Establish landowner responsible to action.
	Lobby KCC /TMBC to examine improvements to facilitate increased water flow to install a larger outlet under road pipe from the stream to Bull Road to avoid flooding	Reduce potential flooding.	Cost & interest KCC/TMBC

BIRLING PARISH COUNCIL – DRAFT CLIMATE CHANGE ACTION PLAN

Action	Possible Action	Advantages	Blocks
<p>AWARENESS EDUCATION</p> <p>Provide information</p>	<p>Review Website to include section on Climate Change</p> <p>Instigate a climate change group.</p> <p>Arrange speakers at Annual Parish Assembly to share experience of climate change.</p> <p>Ensure grant initiatives are on the web site to inform residents.</p> <p>Continue to engage with the local Primary School</p>	<p>To highlight intent</p> <p>Engage and raise residents awareness.</p> <p>Raise awareness.</p> <p>Raise awareness</p>	<p>Lack of Interest</p>